

CREATIVE ARTS

This is a detailed profile of the creative arts field of study. It lists the range of specialisations available and compares degree-level courses. We examine the institutions that get the best ratings, based on real student experience and graduate outcome data, which will help you decide the right university for your educational journey.



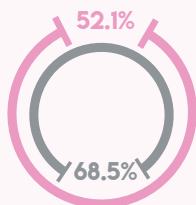
CREATIVE ARTS

The 'creative economy' drives all types of business and organisations. The digital space means more artists now work in corporations as well as in studios, with a large number of those qualified in creative arts working outside specialist creative organisations.

FULL-TIME EMPLOYMENT

UNDERGRADUATE **POSTGRADUATE**

Proportion of students who have secured a full-time job within four months of graduating.



MEDIAN GRADUATE SALARY





\$47,000
UNDERGRADUATE

\$63,700
POSTGRADUATE

NUMBER OF STUDENTS

2,509
UNDERGRADUATE
INTERNATIONAL



32,256
UNDERGRADUATE

5,629
POSTGRADUATE



WHAT CAN I DO?



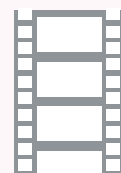
Graphic Design



Performing Arts



Fashion Design



Film Production



Painting

Data has been sourced from the Graduate Outcomes Survey. Results are pooled to represent graduates who completed the survey in 2017, 2016, 2015 and 2014. Graduate complete the Graduate Outcomes Survey approximately four month post graduation.



FIVE-STAR UNIVERSITIES

CREATIVE ARTS

EDUCATIONAL EXPERIENCE

| | |
|------------|-------|
| ECU | 87.4% |
| SYDNEY | 84.8% |
| MONASH | 84.2% |
| WOLLONGONG | 84.2% |
| FLINDERS | 83.2% |
| CQUni | 83.0% |
| DEAKIN | 83.0% |
| NEWCASTLE | 82.7% |

NATIONAL AVERAGE = 79.5%

GRADUATE EMPLOYMENT

| | |
|----------|-------|
| UNSW | 68.1% |
| CSU | 63.1% |
| UNE | 63.0% |
| ACU | 59.7% |
| UTS | 59.2% |
| CANBERRA | 58.2% |
| MONASH | 57.9% |

NATIONAL AVERAGE = 52.1%

LEARNER ENGAGEMENT

| | |
|------------|-------|
| CQUni | 88.9% |
| WOLLONGONG | 76.8% |
| CSU | 76.3% |
| QUEENSLAND | 73.1% |
| GRIFFITH | 72.9% |
| FEDERATION | 72.8% |
| RMIT | 72.8% |

NATIONAL AVERAGE = 69.5%

LEARNING RESOURCES

| | |
|----------------|-------|
| CQUni | 97.3% |
| WESTERN SYDNEY | 93.1% |
| QUT | 89.2% |
| SOUTHERN CROSS | 88.9% |
| DEAKIN | 88.6% |
| WOLLONGONG | 87.6% |

NATIONAL AVERAGE = 79.7%

MEDIAN STARTING SALARY

| | |
|-----------|----------|
| ACU | \$55,000 |
| SYDNEY | \$50,100 |
| ECU | \$50,000 |
| SWINBURNE | \$50,000 |
| UNSW | \$50,000 |

NATIONAL AVERAGE = \$47,000

SKILLS DEVELOPMENT

| | |
|----------------|-------|
| WOLLONGONG | 88.6% |
| ECU | 86.0% |
| CQUni | 84.6% |
| WESTERN SYDNEY | 83.2% |
| NEWCASTLE | 82.9% |
| GRIFFITH | 82.7% |

NATIONAL AVERAGE = 80.9%

STUDENT SUPPORT

| | |
|----------------|-------|
| CQUni | 81.4% |
| VU | 80.9% |
| WOLLONGONG | 79.0% |
| SOUTHERN CROSS | 78.8% |
| ECU | 77.8% |
| NEWCASTLE | 77.4% |
| FLINDERS | 76.5% |

NATIONAL AVERAGE = 72.9%

TEACHING QUALITY

| | |
|------------|-------|
| ECU | 89.1% |
| WOLLONGONG | 89.0% |
| SYDNEY | 88.9% |
| CQUni | 88.7% |
| MONASH | 87.9% |
| NEWCASTLE | 87.0% |

NATIONAL AVERAGE = 83.5%

WHAT DO THESE NUMBERS MEAN? The ratings above represent the top 20 per cent of results for each measure in this particular field of study. For overall institution results, see the ratings section at the front of the guide.

CREATIVE ARTS

The following are just some of the majors you can study in this field:

- Acting
- Animation
- Costume design
- Dance
- Fashion design
- Graphic design
- Music
- Performing arts
- Theatre
- Visual arts

The rebranding of creative arts as the 'creative industries' in some institutions has led to a shift in the profile of the field. Where the arts used to be confined to museums and galleries, the 'creative economy' now drives all types of business and organisations. Thanks to growth in the digital space, more artists now work in corporations as well as in studios, with a significant number of those qualified in creative arts working outside specialist creative organisations. This also reflects a new appreciation of the arts as a potential export industry, following the high-profile growth of Australia's popularity as a film production entity and the internationally renowned success of many Australian artists, including actors and animators.

If you are interested in this field you may also consider browsing through some of the specialisations in humanities and social sciences, communications, computing and information technology, and education and training.

COURSES AND SPECIALISATIONS

This field contains a wonderful array of course options, not only in the visual and performing arts, but also in technical fields associated with artistic production and areas that use advanced technology, such as multimedia, digital and graphic design.

Most people in the visual and performing arts industry work in backstage roles that range from film design and sound production to administration, so there are courses to reflect this side of the business as well. If you're concerned about getting a job and ensuring a secure future, you might consider specialising in an area like graphic design, which is artistic but still gives you the chance to work outside the arts in businesses or private firms, as well as on a freelance basis. Alternatively, completing a double

degree (pairing the arts with a profession such as teaching) can boost your prospects.

For more information, visit:

- Media, Entertainment and Arts Alliance (MEAA) — www.meaa.org
- Australia Council for the Arts — www.australiacouncil.gov.au

WHERE TO STUDY

So, where do you go to become an animator, graphic designer, photographer, opera singer or circus performer? Universities are one option, although they have not always been the traditional territory for visual and performing artists. Some have inherited or incorporated specialist colleges of art or performing arts, boasting long histories and distinguished teachers. There are also many private education providers in this field, some of which are among the most prestigious in the country, whether for visual arts, dramatic arts or music.

This is not a field where you'll be in lectures all day long, meaning that the physical infrastructure, experience of teaching staff and opportunities to exhibit and perform are vital. Be sure to check out what's on offer at each institution — they can vary greatly. Courses often include activities such as performances and studio and gallery visits. Some specialist institutions even have their own resident artists and galleries, which immerse and nurture students within a real artistic community.

Entry into some courses is highly competitive, and courses involving performance or production require auditions or portfolios that display your work and talents. In many cases, applications go directly to the institution rather than through the tertiary admissions centres.



**TORRENS
UNIVERSITY
AUSTRALIA**



**BILLY BLUE
COLLEGE OF DESIGN®**

DESIGN.

BRANDED FASHION DESIGN
INTERIOR DESIGN
GRAPHIC DESIGN
GAME ART
GAME PROGRAMMING
DIGITAL MEDIA DESIGN
PHOTOGRAPHY

torrens.edu.au
enquiries@tua.edu.au
1300 575 803

Torrens University Australia CRICOS Provider Number: 03389E

STUDENT TESTIMONIAL - DENISSE

Bachelor of Design in Fashion and Textiles



Why did you choose to study creative arts?

I have a creative mind that needs to be nourished and it makes me happy to create objects of quality and beauty.

What was the best thing about your course?

The staff were all very experienced and had an amazing background in design. The broad range of knowledge we acquired prepared us to work in a range of areas.

Have you found work in your field?

I am currently creating orders for my own private clients as well as working in a full-time role as design assistant and product developer for a bridal wear designer.

What advice would you give to students considering creative arts?

The field is very competitive, so you need to be active in the industry while studying to compete with those around you. The course is difficult and it is even more difficult to get your foot in the door, but if you are a hard worker who never gives up then you will do well.

HOW TO USE THIS GUIDE

FEATURES

This section:

- Contains a detailed profile of Creative Arts
- lists specialisations available
- rates and compares institutions that offer degree-level courses
- introduces the kinds of jobs you could obtain after graduating
- shows which institutions get the best ratings from graduates
- shows how well institutions do in retaining graduates to a second year of study
- shows which institutions produce the best results for their graduates

UNIVERSITIES COMPARED

The “Five-Star Universities” graphs show the institutions whose results place them in the top 20 per cent of universities in each field of study. These ratings are based on the proportion of students in a given field of study who were satisfied with their institution’s performance in six student experience categories: Overall Quality of Educational Experience, Teaching Quality, Learner Engagement, Learning Resources, Student Support and Skills Development.

The graphs also look at universities in the top 20 per cent for employment outcomes, including the proportion of graduates who gained full-time employment and the median salaries of graduates.

Data has been sourced from the Quality Indicators of Learning and Teaching (QILT) and is based on the results from the Student Experience Survey and Graduate Destination Survey.

WANT MORE INFO?

- To find out more, head to www.gooduniversitiesguide.com.au
- Learn all about career paths and potential jobs at www.goodcareersguide.com.au

